


High Power
Durability
Digital Communication



Lightweight and compact, yet capable of high-speed and powerful cutting

Work efficiency

Heavy-duty concrete cutting

Test conditions: Make 300mm-long and 50mm-deep cuts in a ground boundary block with water supply.

45% UP CE003G

40% UP CE004G

Battery: BL4050F on a full battery charge
Compared with our 18Vx2 model

Cordless Power Cutters Line-up

CE001G 40V max x2

355 mm (14") | Dry & Wet

BL AFT XPT



Max cutting capacity	127 mm (5")
No load speed	5,300 min ⁻¹
Dimensions (L x W x H)	w/ BL4050F X2: 786 x 272 x 433 mm (31 x 10-3/4 x 17")
Net weight	12.3 - 14.1 kg (27.1 - 31.1 lbs.)



CE002G 40V max x2

355 mm (14") | Dry only

BL AFT AWS



Max cutting capacity	127 mm (5")
No load speed	4,200 min ⁻¹
Dimensions (L x W x H)	BL4050F X2: 825 x 272 x 487 mm (32-1/2 x 10-3/4 x 19-1/4")
Net weight	13.1 - 15.1 kg (28.9 - 33.3 lbs.)



Charging Time

	Fast Charging	
	DC40RA	DC40RC
BL4040 4.0Ah	45 min	67 min
*1 BL4040F 4.0Ah	45 min	67 min
*1 BL4050F 5.0Ah	50 min	85 min
*1 BL4080F 8.0Ah	76 min	170 min

*1 Recommended battery

Cordless Power Cutter

CE003G / CE004G 230mm (9") / 305mm (12")

	CE003G	CE004G
Brake	230 mm (9")	305 mm (12")
Constant Speed	88 mm (3-1/2")	121 mm (4-3/4")
Built-in Job Light	No load speed 6,600 min ⁻¹	5,000 min ⁻¹
Anti-restart Function	Vibration level Left / Right: 3.0 / 2.5 m/s ²	Left / Right: 3.8 / 2.5 m/s ²
	Vibration K factor Left / Right: 1.5 / 1.5 m/s ²	Left / Right: 1.5 / 1.5 m/s ²
	Sound pressure level 105 dB(A)	99 dB(A)
	Sound power level 116 dB(A)	110 dB(A)
	Noise K factor 3 dB(A)	3 dB(A)
	Dimensions (L x W x H) 603 x 240 x 350 mm (23-3/4 x 9-1/2 x 13-3/4")	663 x 240 x 406 mm (26-1/8 x 9-1/2 x 16")
	Net weight 6.4 - 7.4 kg (14.1 - 16.3 lbs.)	6.7 - 7.7 kg (14.8 - 17.0 lbs.)
	(Battery) BL4040F - BL4080F	BL4040F - BL4080F
	(Attachment) w/o Blade	w/o Blade

Standard Equipment: Box wrench, Wrench holder assembly, Coupling sleeve, Ring set (CE004G), Flange (CE004G)

The weight may differ depending on the attachment(s), including the battery cartridge. The lightest and heaviest combinations, according to EPTA-Procedure 01/2014, are shown in the table. Items of standard equipment and specifications may vary by country or area.

Makita Corporation

3-11-8 Sumiyoshi-cho, Anjo, Aichi, 446-8502 Japan



PRINTED IN JAPAN 202405

www.makita.com

Max cutting capacity

CE003G

88 mm

CE004G

121 mm



High power

High efficiency equal or superior to our current model has been achieved with any one of the batteries BL4040F / BL4050F / BL4080F.

BL4040F
[4.0Ah]

BL4050F
[5.0Ah]

BL4080F
[8.0Ah]



Net weight
6.4 kg ^{CE003G}
[CE004G: 6.7kg]
with BL4040F

Lightweight and compact for comfortable maneuverability

photo: CE003G



photo: CE004G

Max cutting capacity **88 mm** ^{CE003G}

121 mm ^{CE004G}

Anti-vibration housing to reduce vibration during cutting



Anti-vibration rubber (2 pcs)
Anti-vibration rubbers (2 pcs) are placed around the motor to reduce vibration during cutting.

Low vibration [Left handle]
3.0 m/s² ^{CE003G}
[Right handle: 2.5 m/s²]

Low vibration [Left handle]
3.8 m/s² ^{CE004G}
[Right handle: 2.5 m/s²]



photo: CE003G

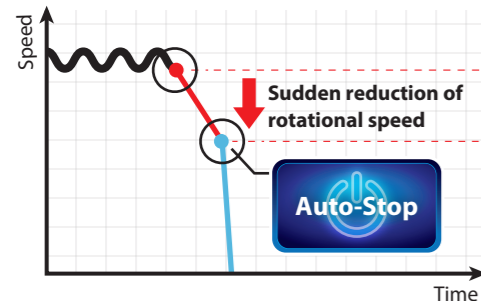
Rescue operation

Operable in various environments

- Unlike the engine type, the tool starts reliably even in oxygen-deficient conditions
- Emits no exhaust gases, making it usable indoors and underground

AFT Active Feedback sensing Technology

shuts down current to the motor, if the rotation speed suddenly slows down (in the case of kick-back, etc.).




Rotatable guard

The position of Guard can be adjusted to suit working posture.





Overload indicator lamp

It alerts operator of overload with a red blinking LED and reduces unnecessary battery recharging by overload protection.




LED job light

LED job light enables operation in the dark sites where electricity is not supplied. It can be turned on/off by pushing the button conveniently located on the top of the tool.



Water supply kit can be connected.

By supplying water to the dust during cutting is minimized.



Lock-off button

Lock-off button minimizes accidental start up.



XPT eXtreme Protection Technology / IPX4 compatible

40V max

CE003G

230mm (9")
Dry & Wet



40V max

CE004G

305 mm (12")
Dry & Wet

