






Heat Gun Series
HG6531C / HG6530V
HG6031V / HG6030 / HG5030

For Various Applications



Heat Gun Line-ups

HG6531C new



Air flow volume adjustment



5 stages

Temperature adjustment



by every 5 °C

HG6530V new



3 stages



by every 10 °C

HG6031V



2 stages



9 stages

HG6030



3 stages



2 stages + Cooling mode

HG5030



2 stages




2 stages

	HG6531C	HG6530V	HG6031V	HG6030	HG5030
Temperature setting	Push button switch	Push button switch	Dial	Slide switch	Slide switch
Temperature adjustment	by every 5 °C	by every 10 °C	9 stages	2 stages + Cooling mode	2 stages
Temperature : °C	50 - 650	50 - 650	50 - 600	50/300/600	350/500
Air flow setting	Push button switch	Slide switch	Slide switch	Slide switch	Slide switch
Air flow adjustment	5 stages	3 stages	2 stages	3 stages	2 stages
Air flow : (L/min)	200 - 550	500*/280/550	250/500	250*/250/500	300/500

*Cooling mode



HG6531C new



HG6530V new



Easy-to-operate slide switch

Various optional nozzles

Diameter of the joint portion :
34.5mm (1-3/8")


Fast cooling down at 50°C

HG6530V / HG6531C / HG6030 / HG6031V

Wide Variety of Accessories

Glass protection nozzle

Part No.
PR00000028



Wide-slot nozzle

Part No.
PR00000029



Reflector nozzle

Part No.
PR00000030




Reduction nozzle 20

Part No.
PR00000031



Overlap welding nozzle

Part No.
PR00000032



Solder sleeves reflector

Part No.
PR00000033



Welding nozzle

Part No.
PR00000034



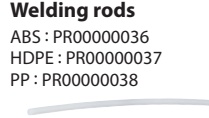
Pressure roller

Part No.
PR00000035



Speed welding nozzle

Part No.
PR00000039



Welding rods

ABS : PR00000036
HDPE : PR00000037
PP : PR00000038



Scraper

Part No.
PR00000040



Scraper set

Part No.
PR00000041



Scraper

Part No.
PR00000042



Heat Gun

HG6531C / HG6530V / HG6031V / HG6030 / HG5030

	HG6531C	HG6530V	HG6031V	HG6030	HG5030	
Double Insulation	2,000W	2,000W	1,800W	1,800W	1,600W	
Variable Speed	Continuous rating input Air Temperature (°C)	50 - 650	50 - 650	Stage 1: 50 - 400 Stage 2: 100 - 600	Stage 1: 50 Stage 2: 300 Stage 3: 600	Stage 1: 350 Stage 2: 500
Electronic 3-Speed	Air Flow	200 - 550 L/min	Stage 1: 500 L/min Stage 2: 280 L/min Stage 3: 550 L/min	Stage 1: 250 Stage 2: 500	Stage 1: 250 Stage 2: 250 Stage 3: 500	Stage 1: 300 Stage 2: 500
Carrying Case	Dimensions (L x W x H)	257x85x206 mm (10-1/8"x3-3/8"x8-1/8")	257x85x206 mm (10-1/8"x3-3/8"x8-1/8")	257x85x206 mm (10-1/8"x3-3/8"x8-1/8")	233x80x208 mm (9-1/8"x3-1/8"x8-3/16")	233x80x208 mm (9-1/8"x3-1/8"x8-3/16")
	Net weight	0.71 kg (1.6 lbs.)	0.72 kg (1.6 lbs.)	0.67 kg (1.5 lbs)	0.57 kg (1.3 lbs)	0.56 kg (1.2 lbs)
	Power supply cord	2.0 m (6.6 ft)	2.0 m (6.6 ft)	2.0 m (6.6 ft)	2.0 m (6.6 ft)	2.0 m (6.6 ft)

Standard Equipment : HG6531C : Glass protection nozzle, Wide slot nozzle, Reflector nozzle (Nozzle L), Reduction nozzle, Overlap welding nozzle, Weld Nozzle, Solder sleeves reflector, Pressure roller
HG6530V : Glass protection nozzle, Wide slot nozzle, Reflector nozzle (Nozzle B)
HG6031V / HG6030 / HG5030 : Glass protection nozzle, Reflector nozzle, Reduction nozzle, Wide slot nozzle, Scraper

The weight may differ depending on the attachment(s), including the battery cartridge. The lightest and heaviest combination, according to EPTA-Procedure 01/2014, are shown in the table.

Items of standard equipment and specifications may vary by country or area.

Makita Corporation

3-11-8 Sumiyoshi-cho, Anjo, Aichi, 446-8502 Japan

PRINTED IN JAPAN 201905