



# Cordless Slide Compound Miter Saw



LS003G 305 mm (12") LS004G 260 mm (10-1/4")



LED lamp to cast an exact cutting line



**LS003G**  
305 mm (12")



**LS004G**  
260 mm (10-1/4")

Max. cutting capacity (height x width)

LS003G

92 x 382 mm

LS004G

68 x 310 mm



# Smooth cutting



Max. cutting capacity (height x width)

LS003G **92 x 382 mm**

LS004G **68 x 310 mm**

## **AWS** Auto-start Wireless System

With optional Wireless unit, wireless connection can be made between the tool and AWS-compatible Makita vacuum cleaner for wirelessly enabling tool-triggered dust collection.



Switch on the tool

Vacuum cleaner is activated


## **Bluetooth**

### AWS connects to power tool with Bluetooth

The Bluetooth® word mark and logos are registered trademarks owned by the Bluetooth SIG, Inc. and any use of such marks by Makita is under license. Other trademarks and trade names are those of their respective owners.




### Switch to start up vacuum cleaner (via bluetooth technology)




convenient for cleaning after working with this tool.

### LED lamp to cast an exact cutting line




LED lamp casts a shadow of the saw blade onto the workpiece as an exact cutting line. By aligning the shadow with the ink line on the workpiece, you can make an exact cut.

### Rail-forward design



- enables to be placed against a wall for maximizing work space.
- Single sliding system enables smooth operation to produce superior cuts.

### high precision cut



- Integrated structure of Guide fence and Lower fence increases the rigidity of Guide fence section, enabling to:
  - 1) minimize misalignment between the faces of Right and Left upper guides to provide increased cutting precision.
  - 2) minimize decrease in cutting precision that might occur during long continuous operation.



- New method of squaring blade to guide fence allows for easy adjustment with high precision, because miter angle is adjusted against guide fence.



Powered by 40Vmax BL motor enables to cut as fast as if you were using compound miter saw




### Easy locking and release of bevel angle

Bevel angle can be locked/released simply by turning the dial behind the front grip.



### Excellent dust collection


When cutting the low thin workpiece, the dust collecting is more effective than current model because of the improved dual dust collecting port.



Easy-to-operate miter angle lock




One-touch sliding lock



Large turn base



Positive stop function can be disabled simply by depressing a lever.





### Max. cutting capacity (height x width)

Model	Cross Cut	Miter Cut (left & right)	Bevel Cut (left & right)	Compound Cut	Crown molding, 45 degree type	Baseboard
LS003G	92 x 382 mm (3-5/8" x 15")	Miter 45° left / right	Bevel 45° left	Bevel 45° left Miter 45° left / right	Upright cutting 203 mm (8")	Upright cutting 171 mm (6-3/4")
LS004G	68 x 310 mm (2-11/16 x 12-1/4)	Miter 60° left / right	Bevel 45° right	Bevel 45° right Miter 45° left / right	Horizontal cutting 320 mm (12-5/8")	Horizontal cutting (Skirt board) 416 mm (16-3/8")

### Accessories

#### Specialized EFFICUT blade

Part No. B-67256  
Size (mm)  
305 x 30 x 60T



Part No. B-64624  
Size (mm)  
260 x 45T

#### Sub base assembly set

Part No. 191U61-8  
LS004G only



#### Horizontal vise assembly

Part No. 122470-4



#### Vertical vise assembly

Part No. 126617-2



#### Crown molding stopper set

Part No. 192628-9



#### Stand

Part No. WST06 / WST07



Part No. WST05



#### Dust bag assembly

Part No. 122852-0



### Charging Time Reference

	DC40RA Fast Charging	DC40RC
BL4020 2.0Ah	22min	30min
BL4025 2.5Ah	28min	38min
BL4040 4.0Ah	45min	67min
BL4050F 5.0Ah	50min	85min

### Cordless Slide Compound Miter Saw

#### LS003G / LS004G 305 mm (12") / 260 mm (10-1/4")

	LS003G	LS004G
Brake		
Constant Speed		
Soft Start		
Bevel Cutting 45 LR		
Dust Collection		
Built-in Job Light		
<b>Blade Diameter</b>	305 mm (12")	260 mm (10-1/4")
<b>Miter Angle</b>	60° L / 60° R	60° L / 60° R
<b>Bevel Angle</b>	48° L / 48° R	48° L / 48° R
<b>Max Cutting Capacity</b>	90° Miter: 92 x 382 mm (3-5/8 x 15"), 107 x 363 mm (4-1/4 x 14-1/4")	90° Miter: 68 x 310 mm (2-11/16 x 12-1/4"), 91 x 279 mm (3-5/8 x 11")
<b>No Load Speed (RPM)</b>	3,600	3,600
<b>Sound Pressure Level</b>	91 dB(A)	91 dB(A)
<b>Sound Power Level</b>	100 dB(A)	100 dB(A)
<b>Dimensions (L x W x H)</b>	898 x 690 x 725 mm (35-1/4 x 27-1/4 x 28-1/2")	805 x 644 x 660 mm (31-3/4 x 25-3/8 x 26")
<b>Net weight</b>	30.5 - 31.1 kg (67.2 - 68.6 lbs.)	26.6 - 27.2 kg (58.6 - 60.0 lbs.)

Standard Equipment: TCT Saw Blade, Dust Bag, Triangular Rule, Vertical Vise, Hex Wrench, Wireless unit set, Battery, Charger

The weight may differ depending on the attachment(s), including the battery cartridge. The lightest and heaviest combination, according to EPTA-Procedure 01/2014, are shown in the table. Items of standard equipment and specifications may vary by country or area.

Makita Corporation

3-11-8 Sumiyoshi-cho, Anjo, Aichi, 446-8502 Japan

PRINTED IN JAPAN 202107